

23-24

Dug 3' x 12' x 7' Hole did not find corner.

ESTAB. CORNER 6-23-39 FROM MEASUREMENTS

Ties

309 E FROM COR POST

36.2 Sd ... PAST

26.9 SW

28.4 NW

14
23

Dug 15' x 5' x 2.5' Hole NO. FIND

Set hub on line and got it NWS by local evidence

5-44E

Set 1" Iron Bar

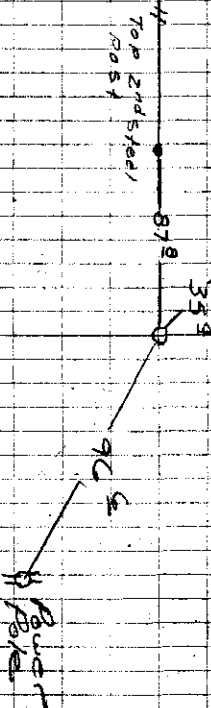
12" deep

Ellerman Berndt

Leamings 10/16/81

Top center of bearing Plumb chain

Top 2nd Stod / post





5-50-S

Comparison 5-28-42

6-20-39

Comp post



6-20-39

Dug 6' x 5' Hole did not find corner 7-29-77

1" iron Plumb

deep set on

Engn order 9-15-77

OK 8-5-91
DL, DS

22

3.1